



What is “Egress”?

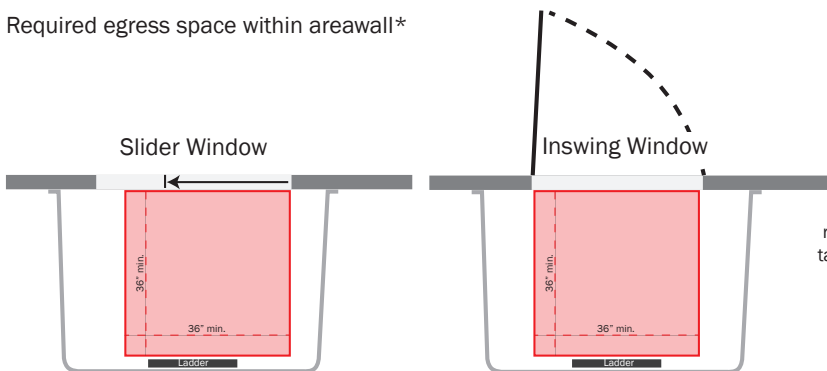
A “means of egress” is simply a basement window that provides an additional way out in case of emergency.

Provide a minimum 5.7 sq. ft. window with a minimum 9 sq. ft. window well and add a Life-Step™ or Corner Step™ egress ladder if the window-well is 44” deep (or more). Add a Safe-T-View Cover™ hybrid egress window well cover to protect for fall hazard.

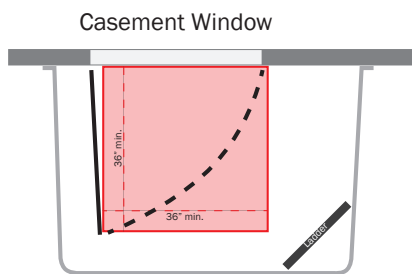
Check with your local building inspector*.

Egress Window Well

Required egress space within areawall*



Minimum size areawell for both slider and inswing window are 42" x 36" with a Life-Step™ ladder.

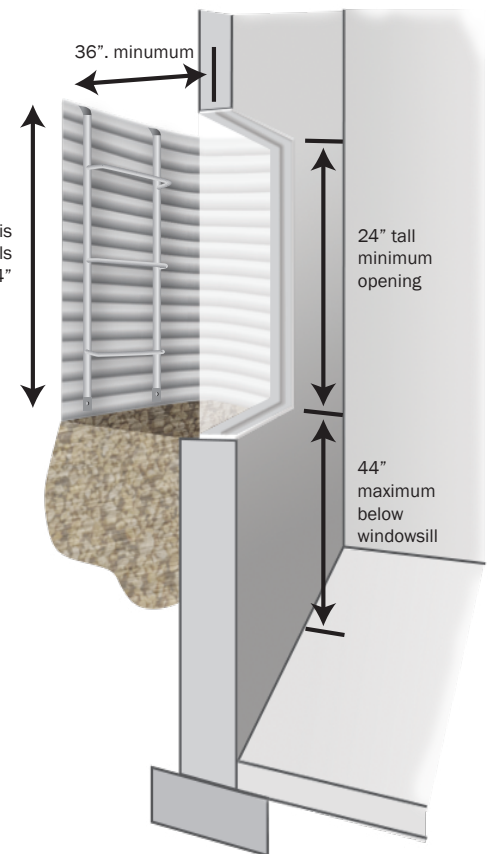
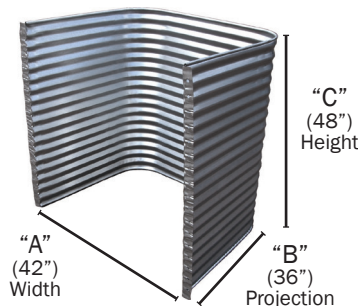


Recommended minimum size areawell for casement windows is 50" x 36" with a Corner-Step™ ladder.

Egress Window Well Dimensions

Example: MFG ID - EC4236-48

EC	42	36	-	48
Economy Casement	"A"	"B"		"C"



*Check with your local building inspector to verify your code requirements before ordering or installing any areawall.

Call your Local Diggers Hotline/One Call before digging.

Homes with Ufer grounding and any improper electrical system grounding voids all claims for corrosion. All metal products must be isolated from stray electrical current. Non-vented covers also void all warranty claims.

St. Paul Corrugating Co., Inc.
email: info@stpaulcorrugating.com
website: www.stpaulcorrugating.com
700 39th Ave NE
Minneapolis MN 55421
Toll free: 1-800-439-9271



Lux-Right
“The original areawall”

© St. Paul Corrugating Co., Inc 2021 All rights reserved.